

# FINALE®

HARD-SET, ELASTOMERIC COVE  
BASE ADHESIVE

SIGNATURE LINE®

# TECHNICAL DATA SHEET

April 2024  
Version 3.3

RESIDENTIAL

MULTI-FAMILY

COMMERCIAL

## DESCRIPTION

Cross the finish line first with Finale. With its immediate grab, Finale holds the pressure of inner and outer corners, allowing you to give your job site the final touch. Finale works flawlessly over multiple surfaces and has excellent plasticizer migration resistance to firmly hold your bases.

## APPROVED BASE TYPES

Rubber, Vinyl, Rubber/Vinyl Blends, Carpet

## APPROVED SUBSTRATES & SURFACES

Can be used over most porous wall types including, but not limited to:

- Drywall (including painted and primed)
- Plywood
- Concrete
- Concrete block

## PRECAUTIONARY NOTE:

- Not recommended for use over waterproof or non-porous panels or coatings

## SUBSTRATE & SURFACE PREPARATION

Follow base manufacturer's guidelines. Substrate must be properly prepared including, but not limited to the following:

- Walls and base must be clean, dry, smooth, and structurally sound. They shall be free of any foreign materials that might prevent adhesive bond, including dust, dirt, solvent, loose paint, wax, oil, grease, residual adhesive, adhesive removers, incompatible sealers, fire-retardant chemicals, fungicides, release agents, alkaline salts, excessive carbonation, laitance, mold, mildew, and curing, sealing, hardening or parting compounds.
- Fill all surface cracks, grooves, and depressions with appropriate filler based on wall type.
- Substrate, adhesive and base must be acclimated in an enclosed building with the HVAC operational at service temperature, between 60-95°F (15-35°C), and between 30-65% relative humidity, for at least 72 hours prior to, during, and permanently after installation.

## PRECAUTIONARY NOTE:

- Base must be acclimated per manufacturer's guidelines.

## APPLICATION INSTRUCTIONS

Follow base manufacturer's guidelines for layout, design and any special precautions for installation.

1. Spread adhesive using required tool.
2. Install base immediately after adhesive is spread.
  - Working time ~30 minutes under acceptable temperature and humidity conditions.
3. Roll base with hand roller to ensure proper transfer of adhesive.

## PRECAUTIONARY NOTES:

- Some base manufacturers require that their product is cleaned with denatured alcohol prior to installation. Check all base manufacturers recommended guidelines prior to installation.
- Reseal lid when not in use to protect product.
- Periodically lift material to ensure proper adhesive transfer - adhesive should cover 90% of base. Do not allow adhesive to dry or skin over. Adhesive that has dried or skinned over must be removed and reapplied.



TAYLOR TECHNICAL SERVICES


706.712.5823  
tech@tayloradhesives.com  
3343 Dug Gap Road, Dalton, GA 30721

**TAYLOR**  
WITH YOU EVERY STEP™

PAGE 1/3

## REQUIRED TOOLS AND COVERAGE

\*Trowel dimensions are width X depth X spacing. Coverage is approximate and may vary depending on porosity of substrate and the angle at which the trowel is held.

FLOORING TYPES	TOOL* (IMAGES NOT TO SCALE)		ESTIMATED COVERAGE
<b>BOND ONLY</b>			
Approved base types: rubber, vinyl, rubber-vinyl blends, carpet	3/32" x 3/32" x 3/32" V Notch		2" base - up to 560 lf/gal 4" base - up to 280 lf/gal 6" base - up to 187 lf/gal

\*It is the sole responsibility of the contractor/installer to determine the proper porosity of the wall, apply the correct amount of adhesive for the job conditions and ensure that all instructions, procedures and practices are strictly adhered to.

## CLEANING INSTRUCTIONS

**While product is still wet:** use a damp cloth and water to remove.

**While product is still soft:** Use denatured alcohol, mineral spirits, or an adhesive remover/stripper. Always check compatibility on a piece of scrap base.

## STORAGE

Store unopened between 50-90°F. While this product is freeze-thaw stable, it is necessary to protect it from freezing. Freeze/thaw stable to 10°F. **Shelf life: 2 years.**




## CAUTION

DO NOT take internally. If swallowed, DO NOT induce vomiting. Call a physician immediately. KEEP OUT OF REACH OF CHILDREN. For more information, refer to SDS (safety data sheet) at [tayloradhesives.com](http://tayloradhesives.com).

## WARRANTY INFORMATION

For warranty information, call Technical Services at **706-712-5823**, visit us on the web at [www.tayloradhesives.com](http://www.tayloradhesives.com) or e-mail us at [tech@tayloradhesives.com](mailto:tech@tayloradhesives.com). Flooring manufacturer's and TAYLOR's written pre-installation and installation instructions must be strictly followed or the TAYLOR warranty will be void.

### TAYLOR TECHNICAL SERVICES

 706.712.5823  
 [tech@tayloradhesives.com](mailto:tech@tayloradhesives.com)  
 3343 Dug Gap Road, Dalton, GA 30721



FINALE PRODUCT INFORMATION		
PRODUCT CHARACTERISTICS	Product Classification	Hard-Set, Elastomeric Cove Base Adhesive
	Base Chemistry	Acrylic Latex Blend
	Curing Method	Evaporation
	Appearance/Color	Off-white
	Odor	Extremely low
	Consistency	Smooth, high viscosity mastic
	Application	Easy gunning and troweling
	Flammability	Non-flammable
	Freeze/Thaw	Stable to 10°F (-12°C) [3 cycles]
	Shelf Life [Unopened Container at 70°F]	2 years
TESTING	Moisture Control	No
	RH [ASTM F2170]	N/A
	pH	N/A
	MVER [ASTM F1869]	N/A
	Porosity [ASTM F3191]	N/A
TIME	Open Time	0 min
	Flash Time	N/A
	Working Time	30 min
	Cure Time	12 hrs
	Pot Life	N/A
TRAFFIC	Light Traffic	N/A
	Heavy Traffic	N/A
	Heavy Rolling Loads	N/A
ACOUSTICS*	STC	N/A
	IIC	N/A
	Delta IIC	N/A
SUSTAINABILITY	Solvents	No
	Isocyanates	No
	VOC Wet Applied [g/L] [SCAQMD Rule #1168]	< 8 g/L
	Bio-Based Content	No
	Post-Consumer Recycled Content	Yes
	Mineral Abundant Content	Yes
	LEED v4/4.1 Points	Contributes to low emitting materials
	Certifications	FloorScore®, Green Label Plus®, GREENGUARD®
Transparency	mindful MATERIALS Library, Red List free (LBC version 3.1), USGBC Member	
WARRANTY**	Duration (non CFI/NWFA Certified Installer)	10-Year Performance Warranty
	Duration (CFI/NWFA Certified Installer)	Lifetime Performance Warranty
	Coverage	Bond

\*IIC (delta) and STC (delta) ranges are flooring assembly specific based on third party testing and verification in a controlled environment. For any questions or further information, please contact TAYLOR Technical at 706-712-5823.

\*\*For warranty information, view Product Warranty Certificate.