



U-15

Frontier Products, Inc.
 4524 J D Mouser Parkway
 Alvarado, TX 76009
 Ph: 682-422-3817
 www.frontierproductsinc.com

PRODUCT DESCRIPTION



FPI™ U-15 is a 2 in 1 moisture control urethane wood flooring adhesive. U-15 is a superior formulation for the interior installation of all types of wood flooring over concrete. U-15 provides moisture protection for up to 15 lbs. MVER for a period of 10 years from the installation date.




Typical Uses

FPI U-15 can be used for multi-ply engineered plank, solid plank, bamboo, parquet flooring and cork underlayment.

Advantages

- Single step application
- Controls Moisture Vapor Transmission up to 15 pounds
- Ultra-Low V.O.C.
- Contains sound deadening properties
- 10 year warranty
- High elastomeric properties

Coverage

Flooring Product	Trowel size* and Notch	Coverage
Multi-Ply Engineered plank up to 5/8" thick	 1/4" x 3/16" V-Notch	35-40 sq. ft. /gal.
Wood flooring up to 5/8" thick	 1/4" x 1/4" V-Notch	30 sq. ft. /gal.
Wood flooring greater than 5/8" thick Multi-Ply Engineered Plank up to 5/8" thick - below grade	 15/32" x 1/2" V-Notch	20 sq. ft. /gal.

Packaging

Available in 5 gallon and 4 gallon metal pails

Cautions and Limitations

Do not use over concrete treated with sealers, curing agents or old adhesive residue. Do not use with gypsum based patches or underlayments in wet or moist environments. Do not use on wet, frozen, friable or contaminated substrates. Do not use as a leveling material. Radiant heated subfloors should be turned off for 48 hours prior to and after installation. When installed below grade, U-15 is only approved for the installation of Engineered Plank. Do not use U-15 if the moisture vapor emission rate exceeds 15 lbs. per 1,000 sq. ft. per 24 hours based on a calcium chloride test (ASTM F1869). Do not stir the adhesive. U-15 was formulated for professional use.

TECHNICAL DATA

Color Brown
Open Time (70° F, 45% RH) 1 hr. 30 minutes
Tack Onset (70° F, 45% RH) 60 minutes
V.O.C. Level <30.0g/l
Flash Point >250 F
Freeze / Thaw Stable
Shelf Life 12 months for unopened containers stored in ambient conditions.

INSTALLATION

In addition to these instructions, installers shall also refer to the most current edition of the following publications: American National Standards Institute (ANSI) publications. Tile Council of North America (TCNA) Handbook for Ceramic Tile Installations The Marble Institute of America (MIA) Dimension Stone Design Manual, NWFA (National Wood Flooring Association).

Surface Preparation

Temperatures should be maintained as close to 70°F and 45% relative humidity at least 72 hours before, during, and after installation of product. Surfaces must be clean and free from dirt, dust, debris, oils, waxes, polishes or any other material that would inhibit bonding of the adhesive to the substrate. If some materials are difficult to remove, surface abrasion may be required. Floor level cannot exceed a variance of 1/8" per 10 feet. Follow all surface preparation instructions issued by manufacturer of wood finish surfaces. Floor moisture must be measured prior to installation. Maximum moisture presence is 15lb. per 1000/sq.ft. per 24 hours, based on the ASTM F 1869 calcium-chloride test, a maximum of a 5.5 reading on a TRAMEX Concrete Moisture Encounter, or 85% RH.

Flooring Installation

Condition finish flooring surface and install in accordance with wood manufacturers directions. Pour U-15 over the correctly prepared surface and trowel in place using a suitable notch trowel for the application (see trowel chart). The trowel MUST be replaced every 800 square feet. Press flooring firmly into FPI U-15 adhesive immediately after troweling and tape the flooring. Periodically check to make sure there is 100% adhesive coverage and transfer to the flooring as 100% transfer and coverage are required for all installations. Do not spread more adhesive than can be covered in 45 minutes. Protect the floor from traffic for 12 hours after installation.

Incorrect trowel use voids the product warranty.

ONCE U-15 CURES IT IS EXTREMELY DIFFICULT TO REMOVE AND WILL ETCH FINISH SURFACES.

Clean-up

Fresh adhesive – use FPI™ UAR (Urethane Adhesive Remover) sparingly with a clean, white cotton cloth to immediately clean any adhesive from the surface of prefinished floors. Always test on a scrap of the flooring material prior to using on an installed floor to ensure that the cleaner will not damage the surface.



U-15

2 of 2

Health and Safety

Wear protective clothing and eye protection when using this product. Wear rubber gloves during application of product to avoid contact with skin. Use only in well ventilated areas.

EMERGENCY PROCEDURES.

SKIN - Wash thoroughly with soap and water.

EYES - Flush with water for 15 minutes. Seek immediate medical attention.

INHALATION - Remove person to fresh air.

INGESTION - Do not induce vomiting, seek immediate medical attention.

KEEP OUT OF REACH OF CHILDREN AND PETS.

WARRANTY

This product is manufactured according to exacting quality control standards and is warranted to be free from manufacturing defects. Defective material called to our attention within one year of manufacture will be replaced. No guarantee is made regarding the performance of this product since the manner and conditions of application are beyond our control.