

# DYNAMIC®

FIRM-SET, MODIFIED TRANSITIONAL  
PRESSURE SENSITIVE® ADHESIVE

SIGNATURE LINE®

## TECHNICAL DATA SHEET

June 2025  
Version 3.4

RESIDENTIAL

MULTI-FAMILY

COMMERCIAL

### DESCRIPTION

When it comes to ultimate adaptability for numerous flooring types, Dynamic holds the market. Breaking all the rules, this revolutionary product saves time with its instant access for light traffic. Dynamic provides the superior bond-strength of a fully cross-linked adhesive, while temporarily retaining PSA-like surface tack.

**THIS PRODUCT  
DOES NOT  
OFFER MOISTURE  
PROTECTION**

### APPROVED FLOORING TYPES

**RESILIENT:** Linoluem, **Modular** (LVP, LVT, woven, rigid core [dryback], SVT, VCT, VET), **Rubber** (crumb, sheet, tile), **Sheet** (fiberglass, heterogeneous, homogeneous), **Stair Treads** (rubber, vinyl) **CARPET: Broadloom** (6-ft vinyl-backed, Action-Back, jute-back, double-stick - carpet-to-cushion & cushion-to-substrate, hot-melt-backed, HP-& vinyl-backed, non-vinyl-backed patterned, polyurethane, rubber-backed, unitary & unitary Action-Back, woven-backed), **Modular** (hard-backed, soft-backed, walk-off) **WOOD: Cork** (cork-backed hard surface, underlayment)

### APPROVED SUBSTRATES & SURFACES

- APA underlayment grade plywood and OSB
- Association grade particleboard
- Cement backer board
- Cementitious and anhydrite screeds
- Concrete and radiant heated subfloors that do not exceed 85°F (30°C)
- Existing well-bonded non-cushion-backed vinyl, tile and sheet flooring
- Fully secured cork underlayments
- Gypsum and lightweight concrete (primed with TAYLOR 2025, Zephyr® or Enhance®)
- Terrazzo (properly prepared with all waxes and surface finishes removed)

### SUBSTRATE TESTING

**RH** - 99% [ASTM F2170]

**pH** - 5-12 [ASTM F710]

**MVER** - 12 lbs [ASTM F1869]

### PRECAUTIONARY NOTE:

- This product does not form a moisture vapor barrier and will not protect flooring from moisture damage.
- Resistant to heavy rolling loads.
- Resistant to point loads.
- Backrolling adhesive with a 3/8" nap roller to provide an even adhesive film is required in areas subject to heavy rolling loads and or point loads.
- Does not prevent indentations of the flooring in areas subject to heavy rolling loads or heavy point loads.

*Taylor Adhesives is not responsible for failures caused by significant plasticizer migration from flooring, contamination or substrates.*

### SUBSTRATE & SURFACE PREPARATION

Follow flooring manufacturer's guidelines. Substrate must be prepared per ASTM F710 standards including, but not limited to the following:

- Concrete floors must be dry, clean, smooth and structurally sound. They shall be free of any foreign materials that might prevent adhesive bond, including dust, dirt, solvent, paint, wax, oil, grease, contaminants from sweeping compounds, residual adhesive, adhesive removers, incompatible sealers, fire-retardant chemicals, fungicides, release agents, alkaline salts, excessive carbonation, laitance, mold, mildew, and curing, sealing, hardening or parting compounds.

### TAYLOR TECHNICAL SERVICES

706.712.5823  
tech@tayloradhesives.com  
3343 Dug Gap Road, Dalton, GA 30721

**TAYLOR**  
ADHESIVES  
A Meridian Brand

- Fill all surface cracks, grooves, depressions, control joints and non-moving joints with moisture resistant patching and self-leveling compounds, allow to fully cure and correct high spots before applying adhesive.
- The substrate, adhesive and flooring must be acclimated in an enclosed building with the HVAC operational at service temperature, between 60-95°F (15-35°C), and between 30-65% relative humidity, for at least 72 hours prior to, during, and permanently after installation.
- When installing over radiant heated subfloors, turn the heat off for 72 hours before, during and after installation. Failure to turn the heat off may result in shortened working time of the adhesive. When turning radiant heat back on, raise it incrementally, not to exceed a change of more than 5 degrees per hour to a maximum of 85°F (29°C).

#### PRECAUTIONARY NOTES:

- Concrete must be placed in strict accordance with applicable standards and specifications. An intact moisture vapor retarder must be present below the concrete (see ASTM E1745), must be fully cured (at least 45 days), without hydrostatic pressure, without pressurized liquid from any source, and free of surface alkaline salt crystallization.

#### APPLICATION INSTRUCTIONS\*

**Follow flooring manufacturer's guidelines for layout, design and any special precautions for installation.**

1. Spread adhesive using required tools.
2. Install flooring per instructions below dependent upon desired application (flash and working times dependent upon temperature and humidity).
  - **Dry-set, PSA** (porous and non-porous substrates)
    - Wait 30-60 minutes after adhesive is spread to allow flash off. Adhesive will darken to visually cue installer.
    - Working time ~12 hours.
  - **Semi-wet set** (porous substrates only)
    - Wait 20-30 minutes after adhesive is spread to allow it to skin over
    - Working time ~20-30 minutes.
  - For sheet vinyl, back-roll the adhesive with an adhesive saturated roller to smooth out the trowel ridges.
3. Roll and cross roll floor with 75-100 lb roller at the end of the installation to ensure proper adhesive transfer.
  - Sheet goods - roll from center toward perimeter to expel trapped air.
  - Check flooring after 2 hours and roll again if necessary.






\*Please reference wet set - semi wet - dry set adhesives technical bulletin for detailed instruction.

#### PRECAUTIONARY NOTES:

- Although this is a high-moisture tolerant adhesive, it does not form a moisture vapor barrier and will not protect flooring from moisture damage.
- Wait 72 hours before heat welding sheet goods.
- Wait 72 hours before wet mopping, or stripping/finishing the floor.
- Reseal lid when not in use to protect product.

## REQUIRED TOOLS AND COVERAGE

\*Trowel dimensions are width X depth X spacing. Coverage is approximate and may vary depending on porosity of substrate and the angle at which the trowel is held.

FLOORING TYPES	TOOL* (IMAGES NOT TO SCALE)		ESTIMATED COVERAGE
BOND ONLY			
<b>RESILIENT: Modular</b> (LVP/LVT [non-porous], SVT, VCT, VET), <b>Sheet</b> (heterogeneous/homogeneous [non-porous]) <b>CARPET: Modular</b> (hard-backed/soft-backed [non-porous])	1/16" x 1/32" x 1/32" U Notch		220-260 ft²/gal
<b>RESILIENT:</b> Linoleum, <b>Modular</b> (LVP/LVT [porous], woven, rigid core [dryback]) <b>Rubber</b> (crumb, sheet, tile, semi-wet), <b>Sheet</b> (heterogeneous/homogeneous [porous]), <b>Stair Treads</b> (rubber/vinyl [porous], semi-wet) <b>CARPET: Broadloom</b> (6-ft vinyl-backed, double-stick-cushion-to-substrate) <b>Modular</b> (hard-backed/soft-backed [porous], walk-off) <b>WOOD:</b> <b>Cork</b> (cork-backed hard surface, underlayment)	1/16" x 1/16" x 1/16" Sq Notch		150-180 ft²/gal
<b>CARPET: Broadloom</b> (Action-Bac, jute-back, hot-melt-backed, HP & vinyl-backed, non-vinyl-backed patterned polyurethane, rubber-backed, unitary Action-Bac)	1/8" x 1/8" x 1/16" V Notch		90-120 ft²/gal
<b>CARPET: Broadloom</b> (double-stick - carpet-to-cushion, unitary, woven-backed)	1/8" x 1/8" x 1/16" U Notch		50-65 ft²/gal
<b>RESILIENT: Sheet</b> (fiberglass) <b>CARPET: Modular</b> (hard-backed)	3/8" Short Nap Paint Roller		Up to 350 ft²/gal

\*It is the sole responsibility of the contractor/installer to determine the proper porosity of the subfloor, apply the correct amount of adhesive for the job conditions and ensure that all instructions, procedures and practices are strictly adhered to.

## CLEANING INSTRUCTIONS

**While product is still wet:** Use a damp cloth and water to remove.

**While product is still soft:** Use denatured alcohol, mineral spirits, or an adhesive remover/stripper. Always check compatibility on a piece of scrap flooring.

## STORAGE

This product should be stored at temperatures between 50-90°F (15-32°C). While this product is freeze-thaw stable, it is necessary to protect it from freezing. Freeze/thaw stable to 10°F (-12°C).

## CAUTION

DO NOT take internally. If swallowed, DO NOT induce vomiting. Call a physician immediately. KEEP OUT OF REACH OF CHILDREN.

## WARRANTY INFORMATION

For warranty information, call Technical Services at **706-712-5823**, visit us on the web at **www.tayloradhesives.com** or e-mail us at **tech@tayloradhesives.com**. Flooring manufacturer's and TAYLOR's written pre-installation and installation instructions must be strictly followed or the TAYLOR warranty will be void.

### TAYLOR TECHNICAL SERVICES

706.712.5823  
tech@tayloradhesives.com  
3343 Dug Gap Road, Dalton, GA 30721

**TAYLOR**  
ADHESIVES  
A Meridian Brand

DYNAMIC PRODUCT INFORMATION		
PRODUCT CHARACTERISTICS	Product Classification	Firm-Set, Modified Transitional Pressure Sensitive® Adhesive
	Base Chemistry	Hybrid acrylic
	Curing Method	Proprietary modified cross-linking
	Appearance/Color	Light green (wet), dark green/teal (dry)
	Odor	Extremely low
	Consistency	Smooth, medium viscosity liquid
	Application	Easy troweling/rolling
	Flammability	Non-flammable
	Freeze/Thaw	Stable to 10°F (-12°C) [3 cycles]
	Shelf Life [Unopened Container at 70°F]	2 years
TESTING	Moisture Control	No
	RH [ASTM F2170]	99%
	pH	5-12
	MVER [ASTM F1869]	12 lbs
	Porosity [ASTM F3191]	N/A
TIME	Open Time	20-30 min (semi-wet-set)
	Flash Time	30-60 min (PSA)
	Working Time	20-30 min (semi-wet-set); 12 hrs (PSA)
	Cure Time	12 hrs
	Pot Life	N/A
TRAFFIC	Light Traffic	0 min (PSA), 12 hrs (Semi-wet-set)
	Heavy Traffic	24 hrs
	Rolling Loads	48 hrs
ACOUSTICS*	STC	N/A
	IIC	N/A
	Delta IIC	N/A
SUSTAINABILITY	Solvents	No
	Isocyanates	No
	VOC Wet Applied [g/L] [SCAQMD Rule #1168]	< 11 g/L
	Bio-Based Content	Yes
	Post-Consumer Recycled Content	Yes
	Mineral Abundant Content	Yes
	LEED v4/4.1 Points	Contributes to low emitting materials
	Certifications	FloorScore®, Green Label Plus®, GREENGUARD®, Material Health Certificate - Silver
	Transparency	mindful MATERIALS Library, Red List free (LBC version 3.1), USGBC Member
WARRANTY**	Duration (non CFI Certified)	10-Year Performance Warranty
	Duration (CFI Certified)	Lifetime Performance Warranty
	Coverage	Bond

\*IIC (delta) and STC (delta) ranges are flooring assembly specific based on third party testing and verification in a controlled environment. For any questions or further information, please contact TAYLOR Technical at 706-712-5823.

\*\*For warranty information, view Product Warranty Certificate.