

AGILE®

HARD-SET, MULTI-PURPOSE ADHESIVE

SIGNATURE LINE®

TECHNICAL DATA SHEET

January 2023
Version 3.0



RESIDENTIAL

MULTI-FAMILY

LIGHT COMMERCIAL

HEAVY COMMERCIAL

DESCRIPTION

Agile has the flexibility to adapt to its environment. Designed to be used for direct glue-down, as well as double-stick applications, Agile is the ultimate choice for your project. Boasting early leg development, quick upfront grab, and a permanent, high-strength bond, Agile ensures even your patterned carpet installations hold perfectly in place.

APPROVED FLOORING TYPES

CARPET: Broadloom (Action-Bac, jute-back, double-stick - carpet-to-cushion & cushion-to-substrate, hot-melt-backed, non-vinyl-backed patterned, polyurethane, rubber-backed, unitary & unitary Action-Bac, woven-backed)

RESILIENT: Linoleum, **Sheet** (felt-backed) **WOOD: Cork** (cork-backed hard surface, underlayment)

APPROVED SUBSTRATES & SURFACES

- APA underlayment grade plywood and OSB
- Association grade particleboard
- Cement backer board
- Cementitious and anhydrite screeds
- Concrete and radiant heated subfloors that do not exceed 85°F (30°C)
- Existing well-bonded non-cushion-backed vinyl, tile and sheet flooring
- Fully secured cork underlayments
- Gypsum and lightweight concrete (primed with TAYLOR 2025, Zephyr® or Enhance®)
- Terrazzo (properly prepared with all waxes and surface finishes removed)

SUBSTRATE TESTING

RH - 90% [ASTM F2170]

pH - 5-9 [ASTM F710]

MVER - 8 lbs [ASTM F1869]

SUBSTRATE & SURFACE PREPARATION

Follow flooring manufacturer's guidelines. Substrate must be prepared per ASTM F710 standards including, but not limited to the following:

- Concrete floors must be dry, clean, smooth and structurally sound. They shall be free of any foreign materials that might prevent adhesive bond, including dust, dirt, solvent, paint, wax, oil, grease, contaminants from sweeping compounds, residual adhesive, adhesive removers, incompatible sealers, fire-retardant chemicals, fungicides, release agents, alkaline salts, excessive carbonation, laitance, mold, mildew, and curing, sealing, hardening or parting compounds.
- Fill all surface cracks, grooves, depressions, control joints and non-moving joints with moisture resistant patching and self-leveling compounds, allow to fully cure and correct high spots before applying adhesive.
- The substrate, adhesive and flooring must be acclimated in an enclosed building with the HVAC operational at service temperature, between 60-95°F (15-35°C), and between 30-65% relative humidity, for at least 72 hours prior to, during, and permanently after installation.
- When installing over radiant heated subfloors, turn the heat off for 24 hours before, during and after installation. Failure to turn the heat off may result in shortened working time of the adhesive. When turning radiant heat back on, raise it incrementally, not to exceed a change of more than 5 degrees per hour to a maximum of 85°F (29°C).

PRECAUTIONARY NOTES:

- Concrete must be placed in strict accordance with applicable standards and specifications. An intact moisture vapor retarder must be present below the concrete (see ASTM E1745), must be fully cured (at least 45 days) and without hydrostatic pressure.

TAYLOR TECHNICAL SERVICES

706.712.5823

tech@tayloradhesives.com

3343 Dug Gap Road, Dalton, GA 30721

TAYLOR
WITH YOU EVERY STEP™

PAGE 1/3

- Flooring must be acclimated per manufacturer's guidelines.

APPLICATION INSTRUCTIONS

Follow flooring manufacturer's guidelines for layout, design and any special precautions for installation.





1. Spread adhesive using required tools.
2. Install flooring per instructions below, dependent upon desired application (open and working times dependent upon temperature and humidity). Periodically lift flooring material to verify proper transfer of adhesive.
 - Direct glue down
 - Wait 15-45 minutes to allow it to firm-up
 - Working time ~15-60 minutes
 - Underlayment and double-stick (cushion to carpet)
 - Wait 30-45 minutes to allow it to firm-up
 - Working time ~30-60 minutes
3. Seal seams per flooring manufacturer's instructions.
4. Work out trapped air pockets by starting from center and rolling toward perimeter while adhesive is still soft.

PRECAUTIONARY NOTE:

- Reseal lid when not in use to protect product.

REQUIRED TOOLS AND COVERAGE

*Trowel dimensions are width X depth X spacing. Coverage is approximate and may vary depending on porosity of substrate and the angle at which the trowel is held.

FLOORING TYPES	TOOL* (IMAGES NOT TO SCALE)		ESTIMATED COVERAGE
BOND ONLY			
RESILIENT: Linoleum, Sheet (felt-backed) WOOD: Cork (underlayment)	1/16" x 1/16" x 1/16" Sq Notch		150-180 ft ² /gal
CARPET: Broadloom (double-stick cushion-to-substrate, polyurethane, rubber-backed) WOOD: Cork (cork-backed hard surface)	3/32" x 3/32" x 3/32" V Notch		90-120 ft ² /gal
CARPET: Broadloom (Action-Bac, jute-back, hot-melt-backed)	1/8" x 1/8" x 1/16" V Notch		90-120 ft ² /gal
CARPET: Broadloom (double-stick carpet-to-cushion, non-vinyl-backed patterned, unitary & unitary Action-Bac, woven-backed)	1/8" x 1/8" x 1/16" U Notch		50-65 ft ² /gal

*It is the sole responsibility of the contractor/installer to determine the proper porosity of the subfloor, apply the correct amount of adhesive for the job conditions and ensure that all instructions, procedures and practices are strictly adhered to.

CLEANING INSTRUCTIONS

While product is still wet: Use a damp cloth and water to remove.

While product is still soft: Use denatured alcohol, mineral spirits, or an adhesive remover/stripper. Always check compatibility on a piece of scrap flooring.

STORAGE

This product should be stored at temperatures between 50-90°F (15-32°C). While this product is freeze-thaw stable, it is necessary to protect it from freezing. Freeze/thaw stable to 10°F (-12°C).

CAUTION

DO NOT take internally. If swallowed, DO NOT induce vomiting. Call a physician immediately. KEEP OUT OF REACH OF CHILDREN.

WARRANTY INFORMATION

For warranty information, call Technical Services at **706-712-5823**, visit us on the web at **www.tayloradhesives.com** or e-mail us at **tech@tayloradhesives.com**. Flooring manufacturer's and TAYLOR's written pre-installation and installation instructions must be strictly followed or the TAYLOR warranty will be void.

TAYLOR TECHNICAL SERVICES

706.712.5823
tech@tayloradhesives.com
3343 Dug Gap Road, Dalton, GA 30721



AGILE PRODUCT INFORMATION		
PRODUCT CHARACTERISTICS	Product Classification	Hard-Set, Multi-Purpose Adhesive
	Base Chemistry	Synthetic Latex & Hydrocarbon Resin Blend
	Curing Method	Evaporation
	Appearance/Color	Off-white to cream
	Odor	Extremely low
	Consistency	Smooth, medium viscosity liquid
	Application	Easy troweling
	Flammability	Non-flammable
	Freeze/Thaw	Stable to 10°F (-12°C) [3 cycles]
	Shelf Life [Unopened Container at 70°F]	2 years
TESTING	Moisture Control	No
	RH [ASTM F2170]	90%
	pH	5-9
	MVER [ASTM F1869]	8 lbs
	Porosity [ASTM F3191]	N/A
TIME	Open Time	15-60 min (direct glue down); 30-60 min (underlayment/double stick cushion to carpet)
	Flash Time	N/A
	Working Time	15-120 min (direct glue down); 30-120 min (underlayment/double stick cushion to carpet)
	Cure Time	12 hrs
	Pot Life	N/A
TRAFFIC	Light Traffic	12 hrs (direct glue-down/underlayment), 24 hrs (double-stick)
	Heavy Traffic	24 hrs (direct glue-down/underlayment), 48 hrs (double-stick)
	Heavy Rolling Loads	N/A
ACOUSTICS*	STC	N/A
	IIC	N/A
	Delta IIC	N/A
SUSTAINABILITY	Solvents	No
	Isocyanates	No
	VOC Wet Applied [g/L] [SCAQMD Rule #1168]	< 12 g/L
	Bio-Based Content	Yes
	Post-Consumer Recycled Content	No
	Mineral Abundant Content	Yes
	LEED v4/4.1 Points	Contributes to low emitting materials
	Certifications	FloorScore®, Green Label Plus®, GREENGUARD®, Material Health Certificate - Silver
Transparency	mindful MATERIALS Library, USGBC Member	
WARRANTY**	Duration (non CFI Certified)	10-Year Performance Warranty
	Duration (CFI Certified)	Lifetime Performance Warranty
	Coverage	Bond

*IIC (delta) and STC (delta) ranges are flooring assembly specific based on third party testing and verification in a controlled environment. For any questions or further information, please contact TAYLOR Technical at 706-712-5823.

**For warranty information, view Product Warranty Certificate.